



Single Phase Voltage Relay (Microprocessor)

SVT

Specifications

Electrical

Line Voltage:

24VDC & 240VAC

Frequency: DC, AC: 49Hz to 63Hz

Maximum Overvoltage:

15% of highest nominal voltage

Over & Undervoltage:

7% to 15%, Adj. around set point

Time Delays:

Re-Start: Adj. 1 Sec. to 300 Sec.

Drop-Out: 5 Sec. fixed

LED Indicators:

Fault LED

Relay LED

Output Contacts:

Gen. Purpose: 15 Amps@250VAC*

Horse Power:

1/2HP @ 120VAC

1HP @ 240VAC

V-A Rating: 720VA Max.

Rating Code: A150, A300 & A600

1C: Single Pole Double Throw

2C: Double Pole Double Throw

Physical

Mounting: Din Rail or Surface

Shock Rating: 17g@21 Milliseconds

Termination: Screw Terminals

Removable (Plug-In)

Packaging: Dust Cover

Weight: 8 Oz. Approx.

Ambient Temperatures

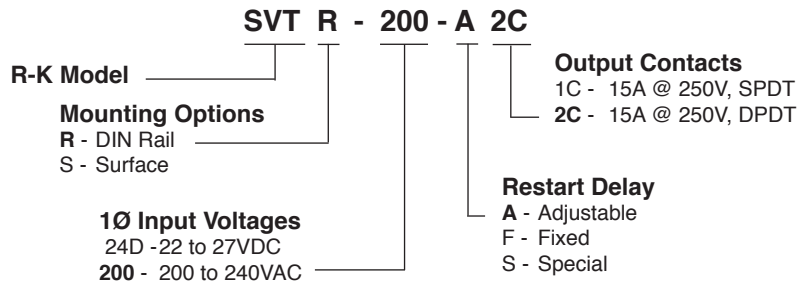
Operating: -40°C to 65°C

Storage: -40°C to 85°C



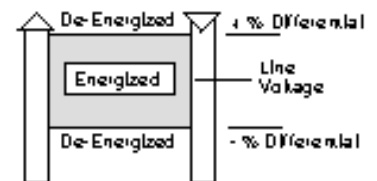
* All circuits must have a common supply to maintain a 15 Amp rating per contact. Otherwise total may not exceed 20 Amps.

Ordering Information

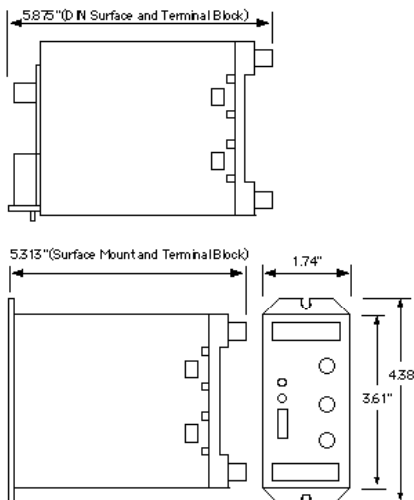


Operation

The SVT's monitors single phase AC voltage or DC voltages and operates DPDT output contacts when the voltage is within the adjustable set points. There is an adjustment for the nominal voltage, differential percentage for over and under voltage and re-set time before the output contacts will re-energize. There are also LEDs to show when the output relay is energized and if a fault condition exists. A drop-out delay of 5 seconds is set to avoid nuisance tripping due to momentary changes in voltage.



Dimensions



Connections

