



# Liquid Level Control Relay

# LLF/D/A/O/C

## Specifications

### Electrical

**Input Supply Voltage:**  
 12 or 24 VAC, 20%  
 120 or 240 VAC, 20%  
**Frequency:** 50/60Hz  
**Power Consumption:** 2VA  
**Sensitivity Range:** 5K to 100K $\Omega$   
**Pick-Up/Drop-Out Delay:** .5 Sec. Fixed  
**Max. Probe Voltage:** 16 Volts AC  
**Output Rating @ 25°C:**  
 10 Amps @ 120VAC  
 5 Amps @ 250VAC, 30VDC  
 300W (D.C.), 1600VA (A.C.) Max.  
 switching power (resistive)  
 100,000 Full Load Electrical Cycles  
 20,000,000 Mechanical Cycles

### Indicators

**2 Input Status LEDs:**  
 Closed Connection On  
**1 Relay Status LED**

### Physical

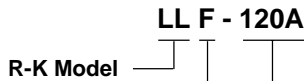
**Mounting:** Plug -In  
**Termination:** 8 Pin Octal  
**Packaging:** Dust Cover  
**Weight:** 9 Oz.

### Ambient Temperatures

**Operating:** 0°C to 40°C  
**Storage:** -40°C to 85°C



## Ordering Information



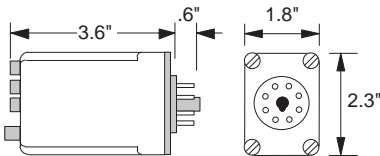
**Supply Voltage**  
 12A - 11 -16VAC  
 24A - 20 - 29VAC  
**120A** - 100 -125VAC  
 240A - 200 - 240VAC

**Operation**  
 F - Tank Fill applications  
 D - Tank Drain applications  
 A - High & Low Dual Alarm  
 pin 6 is NO, pin 8 is NC input  
 O - Dual Alarm, 6 & 8 are NO inputs  
 C - Dual Alarm, 6 & 8 are NC inputs

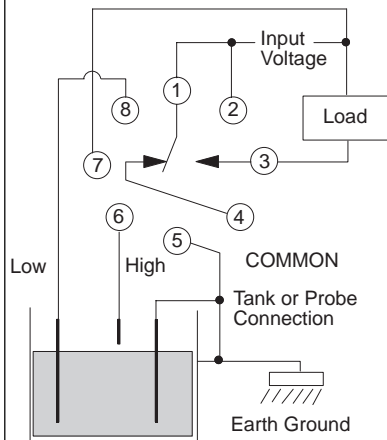
- Conductive Level Sense
- 5K to 100K $\Omega$  Sensitivity
- 10 Amp Contacts
- Noise Filter
- Nuisance Delay
- Low AC Sense Voltage
- Input Status Indicators



## Dimensions



## Connections



## Operation

### Liquid Level Sensing

The LL F/D/A/O/C senses conductive non-hazardous fluids with low voltage contact probes. Internal logic circuitry controls the relay latching for tank Fill or Drain operations. Three diagnostic LEDs indicate the input and output relay states. The sensitivity is adjustable to control effects of liquid whiskers from the level probes. The Alarm version operates as a Dual High and Low Level Alarm or it may be operated as either a High or Low Alarm. A delay timer reduces wave effects.

